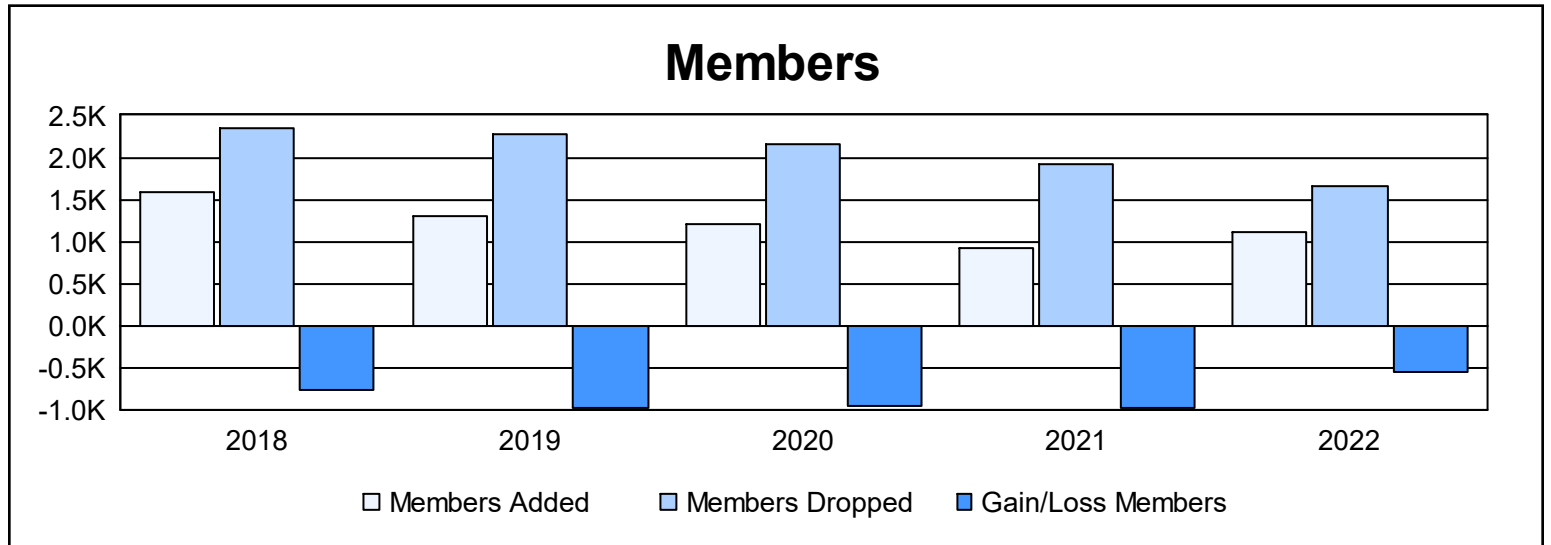
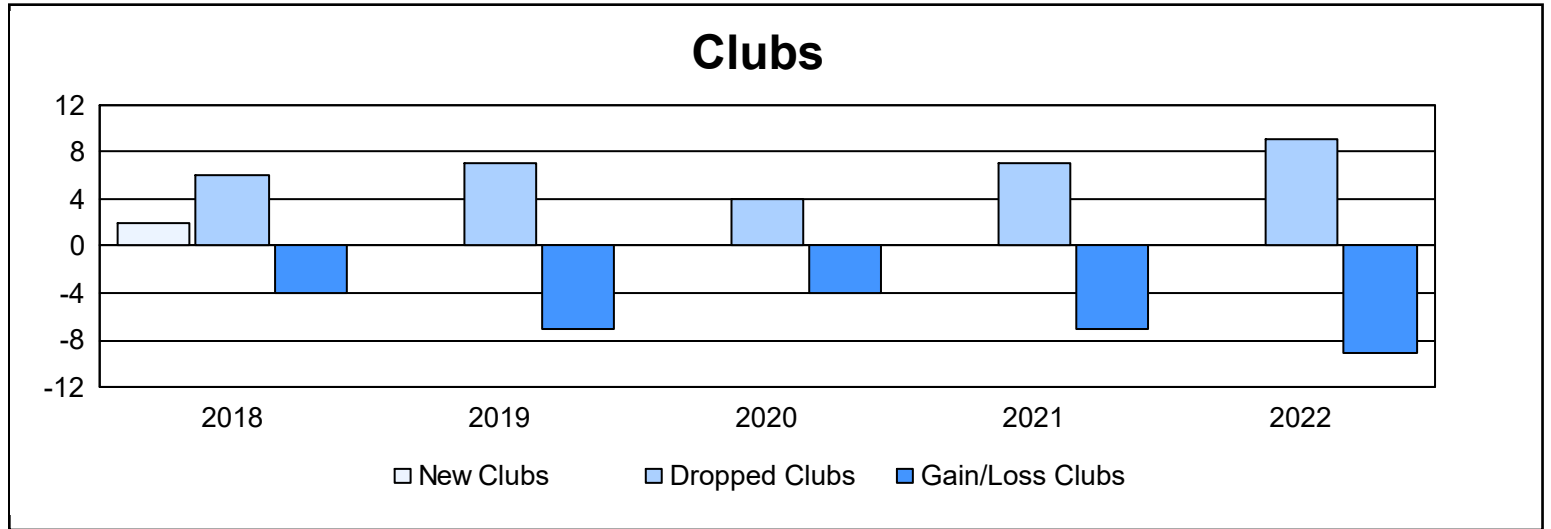
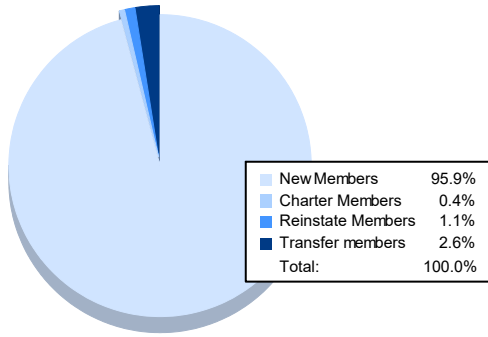


Year	New Clubs	Dropped Clubs	Gain/Loss Clubs	New Members	Charter Members	Reinstate Members	Transfer Members	Total Member Added	Total Members Dropped	Gain/Loss Members
2017-2018	2	6	-4	1,468	44	35	42	1,589	2,351	-762
2018-2019	0	7	-7	1,244	0	18	43	1,305	2,274	-969
2019-2020	0	4	-4	1,138	0	27	28	1,193	2,145	-952
2020-2021	0	7	-7	877	2	23	16	918	1,907	-989
2021-2022	0	9	-9	1,055	4	12	29	1,100	1,655	-555
Average	0	7	-6	1,156	10	23	32	1,221	2,066	-845



Membership Composition June 2022 Cumulative



Gender Composition June 2022 Cumulative

